



SOUTH DAKOTA NURSE AIDE CANDIDATE HANDBOOK

May 2026
VERSION 1.0

D&S Diversified Technologies (D&SDT) – Headmaster

Email: southdakota@hdmaster.com

South Dakota TMU©: sd.tmutest.com

Website: www.hdmaster.com

(800) 393-8664 | (888) 401-0462

HEADMASTER
TMU©

Contact Information

<p>Questions on:</p> <ul style="list-style-type: none"> • Testing process • Test scheduling • Eligibility to test 	<p>Contact: D&S Diversified Technologies (D&SDT), LLP-Headmaster, LLP PO Box 6609 Helena, MT 59604</p> <p>Email: southdakota@hdmaster.com Website: hdmaster.com</p> <p style="text-align: center;">South Dakota TMU© Webpage: sd.tmutest.com</p>	<p>Hours and Phone #:</p> <p style="text-align: center;">Monday through Friday 7:00AM – 7:00PM Central Time (CT)</p> <p>Phone #: (800) 393-8664 Fax #: (406) 442-3357</p>
<p>Questions on:</p> <ul style="list-style-type: none"> • Requirements for initial registration and renewal of certified nurse aides • Training program requirements • Official rules and regulations for nurse aides 	<p>Contact: South Dakota Board of Nursing 4305 S Louise Ave, Suite 201 Sioux Falls, SD 57106-3115</p> <p>Email: SDUAP@state.sd.us Website: https://www.sdbon.org/NursingAssistants/Index.asp</p>	<p>Hours and Phone #:</p> <p style="text-align: center;">Monday through Friday 8:00AM – 5:00PM Central Time (CT)</p> <p>Phone #: (605) 362-2760</p>

TABLE OF CONTENTS

INTRODUCTION	1
AMERICANS WITH DISABILITIES ACT (ADA)	1
ADA Compliance	1
SDBON TESTMASTER UNIVERSE© (TMU©)	2
SDBON TMU© Home Page	2
Complete your TMU© Account	2
Forgot Password and Recover Account	4
THE SDBON NURSE AIDE COMPETENCY EXAM	7
Payment Information	7
Scheduling a SDBON Nurse Aide Knowledge Exam	7
Self-Pay of Testing Fees in TMU©	8
Schedule / Reschedule a Knowledge Exam Test Event	10
RESCHEDULE A TEST EVENT SCREENSHOTS	11
Test Confirmation Letter	12
View your TMU© Notifications	13
Test Day	14
On-Site Knowledge Exam Check In	14
Testing Attire	14
Identification	14
DEMOGRAPHIC UPDATES / CHANGES / CORRECTIONS	15
Instructions for the Knowledge and Remotely Proctored Knowledge Exams	15
Testing Policies	16
ACCESS THE CANDIDATE HANDBOOK AND TESTING INSTRUCTIONS	18
Remotely Proctored Knowledge Exam Option	18
Remotely Proctored Knowledge Exam Candidate Requirements	18
Schedule / Reschedule a Remotely Proctored Knowledge Exam Test Event	19

Remotely Proctored Knowledge Exam Instructions 20

Remotely Proctored Knowledge Exam Testing Attire 20

Remotely Proctored Knowledge Exam Check-In 20

Remotely Proctored Knowledge Exam Testing Policies 20

Security 21

Rescheduling Policy 22

Refund of Testing Fees Paid 22

 Scheduled in a Test Event 23

 Not Scheduled in a Test Event 23

Unforeseen Circumstances Policy 23

No-Show Status 24

 No-Show Exceptions 24

Exam Results 25

 Accessing your Test Results in your TMU© Account 25

Test Attempts 26

Retaking the Knowledge Exam 27

Test Review Requests 27

THE KNOWLEDGE/AUDIO EXAM 28

Knowledge Exam Content..... 28

 Subject Areas 28

 Knowledge Exam Information 29

The Audio Version of the Knowledge Exam 29

 SELECT AN AUDIO VERSION OF THE KNOWLEDGE EXAM 29

KNOWLEDGE EXAM VOCABULARY LIST 30

INTRODUCTION

In 1987, Congress adopted the Nursing Home Reform Act as part of the Omnibus Budget Reconciliation Act (OBRA'87). It was designed to improve the quality of care in long-term care facilities and to establish training and evaluation standards for nurse aides working in such facilities. Each state is responsible for following the terms of this federal law.

As defined in the OBRA regulations, a Nurse Aide competency evaluation program provides specific standards for nurse aide-related knowledge and skills. The purpose of a Nurse Aide competency evaluation program is to ensure that candidates who are seeking to be nurse aides understand these standards and can competently and safely perform the job of an entry-level nurse aide.

Requirements to be registered as a CNA in South Dakota:

- Complete a 75-hour Board-approved nurse aide training program
- Complete the nurse aide competency evaluation program:
 - Nurse Aide Knowledge Exam
 - The SDBON Skills evaluation: see <https://www.sdbon.org/SkillsEvaluation.asp>
- Apply to the South Dakota Board of Nursing and meet all other requirements for registration.

This handbook describes the process for taking the **Nurse Aide Knowledge Exam**. The South Dakota Board of Nursing (SDBON) approved D&S Diversified Technologies-Headmaster, LLP to administer and score the exam. For questions not answered in this handbook, please contact D&SDT-Headmaster at email southdakokta@hdmaster.com, (800) 393-8664 during regular business hours 7:00AM to 7:00PM (CT), Monday through Friday, excluding Holidays, or go to D&SDT-Headmaster's Nurse Aide webpage at hdmaster.com.

The information in this handbook will help you prepare for the Knowledge Examination and should be kept for future reference.

AMERICANS WITH DISABILITIES ACT (ADA)

ADA COMPLIANCE

The SDBON and D&SDT-Headmaster provide reasonable accommodations for candidates with disabilities or limitations that may affect their ability to perform the nurse aide competency examination. Accommodations are granted in accordance with the Americans with Disabilities Act (ADA).

If you have a qualified disability or limitation, you may request special accommodations for the examination. D&SDT-Headmaster must approve accommodations in advance of the examination. Complete the [ADA Accommodation Request Application](#) found on the SDBON TMU© main page under 'APPLICATIONS' to be reviewed for accommodation.

ADA Accommodation Request Applications submitted without the required supporting documentation of a diagnosed disability will not be reviewed until the required documentation is provided. D&SDT-Headmaster will email you if any further documentation or information is required, using the email address in your TMU© account.

Please allow additional time for your request to be approved. If you have questions regarding the ADA review process or specific required documentation, please call D&SDT-Headmaster at (800) 393-8664.

SDBON TESTMASTER UNIVERSE© (TMU©)

SDBON TMU© HOME PAGE

This is the SDBON TMU© main page sd.tmutest.com:

TMU SOUTH DAKOTA

Sign In

How can we help you today?

Test Dates

- Click 'Test Dates' to see the calendar of available test events and their location.

FOR OBSERVERS & TEST SITES

Manage test events, students, your own account and more by logging in.

Sign In

Read FAQ

- Click 'Read FAQ' for frequently asked questions.

FOR INSTRUCTORS & TRAINING PROGRAMS

Create and edit records, manage trainings and schedule your students.

Sign In

Applications

- Click 'Applications' to find the available applications frequently used.

COMPLETE YOUR TMU© ACCOUNT

Your initial registration information will be entered in D&SDT-Headmaster's TestMaster Universe (TMU©) software.

IMPORTANT: Before you can test, you must sign in to your TMU© account using your secure Email or Username and Password and **complete the missing demographic information *prior to testing***. Failure to do so may result in you being turned away from testing. You will be marked as a no-show for your event and will forfeit your testing fees.

Once you receive your confirmation email from TMU© (check your junk/spam folder) confirming your account has been created, sign in, update your password, and complete your demographic information. **This must be done before scheduling a test event**.

If you do not know your Email or Username and Password, enter your email address and click "Forgot Your Password?" You will be asked to re-enter your email, and a 'reset password link' will be sent to your email (see instructions under **Forgot your Password and Recover your Account**). If you cannot sign in, contact D&SDT-Headmaster at (800) 393-8664.

This is the screen you will see the first time you sign in to your TMU@ account with the **demographic information you need to enter to complete your account:**

Home > Setup Account

Setup Account

We're Sorry, Your Account Still Needs Some Info
Enter the below information to finish setting up your account.

LEGAL FIRST NAME * MIDDLE LEGAL LAST NAME * SUFFIX

Brianna Student

EMAIL ADDRESS * SSN * BIRTHDATE * PHONE *

beststudent@email.com Encrypted for your safety

RACE

Select Race

GENDER *

MALE FEMALE OTHER

ADDRESS *

CITY * STATE * ZIPCODE *

South Dakota

I agree to the [Terms of Service](#) and [Privacy Policy](#) *

Enter the blank * fields and check the box next to 'I agree to the Terms of Service and Privacy Policy, then click **Finish Account Setup**

DISCLAIMER

By completing your account you consent to your name and certification status being publicly listed on the South Dakota registry

Finish Account Setup

You will receive a message that your account has been set up.

TMU SOUTH DAKOTA Tests Trainings Downloads Profile

Thanks, your account has now been setup.

Welcome, Brianna!

Unread Notifications
You have currently have three unread notifications. [Show Notifications](#)

Training History
View your training details and history
[View Your Training History](#)

Testing History
View your testing details and history
[View Your Testing History](#)

Your Profile
View and update your personal and login information
[Manage Your Profile](#)

Downloads
Download instructions, forms, and other documents
[View Downloads](#)

You will receive the message, **Thanks, your account has now been set up.**

FORGOT PASSWORD AND RECOVER ACCOUNT

If you do not remember your password, follow the instructions with screenshots in this section.

Go to sd.tmutest.com

TMU SOUTH DAKOTA

Click Sign In

How can we help you today?

Test Dates

Read FAQ

Applications

FOR OBSERVERS & TEST SITES
Manage test events, students, your own account and more by logging in.
Sign In

FOR INSTRUCTORS & TRAINING PROGRAMS
Create and edit records, manage trainings and schedule your students.
Sign In

Sign In

USERNAME OR EMAIL

PASSWORD

REMEMBER ME

Sign In

(Forgot Your Password?)

Click
Forgot Your Password?

Type in your Email Address

Click **Recover Account**

- ◆ An email with the reset link will be sent to you.
- ◆ Click on the reset link in your email to reset your password.

(-OR- You can type in the requested data under **Using other Information** if you have already updated your demographic information in your account)

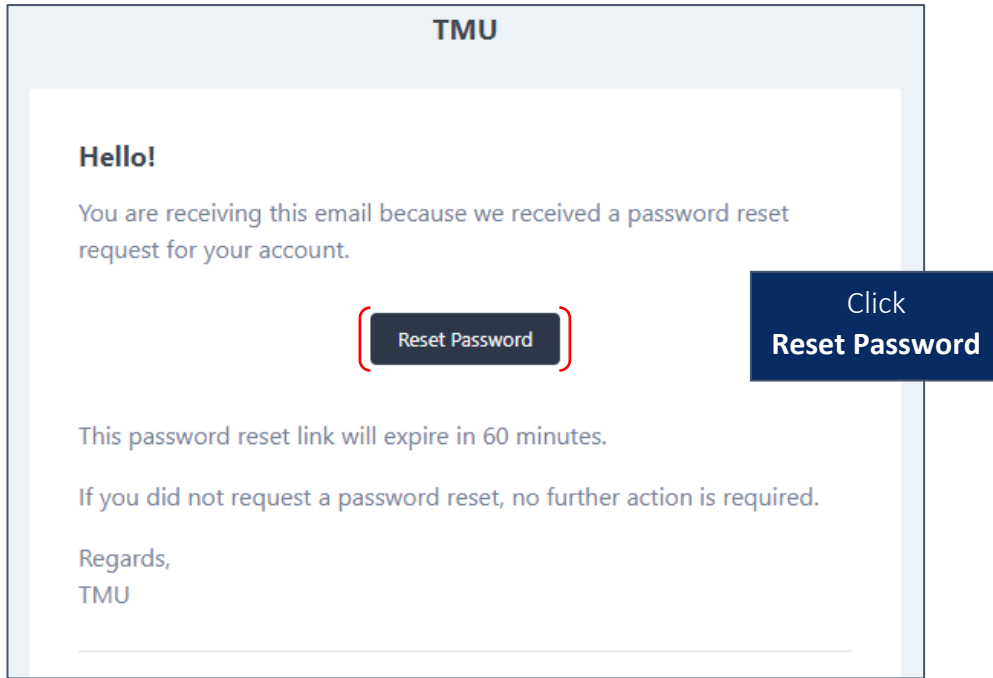
Click **Recover Account**

The screenshot shows the 'Recover Your Account' page on the TMU South Dakota website. The page has a navigation bar with 'Tests', 'Trainings', 'Downloads', and 'Profile' links, and a 'Sign In' button. The main heading is 'Recover Your Account'. There are two main sections: 'Using your Email Address' and 'Using other Information', separated by an 'OR' label. The 'Using your Email Address' section has a text input field for 'E-MAIL ADDRESS *' and a 'Recover Account' button. The 'Using other Information' section has four text input fields for 'LAST 4 OF SSN *', 'DATE OF BIRTH *', 'LAST NAME *', and 'ZIP CODE *', with a 'Recover Account' button at the bottom right. Red brackets highlight the input fields in both sections.

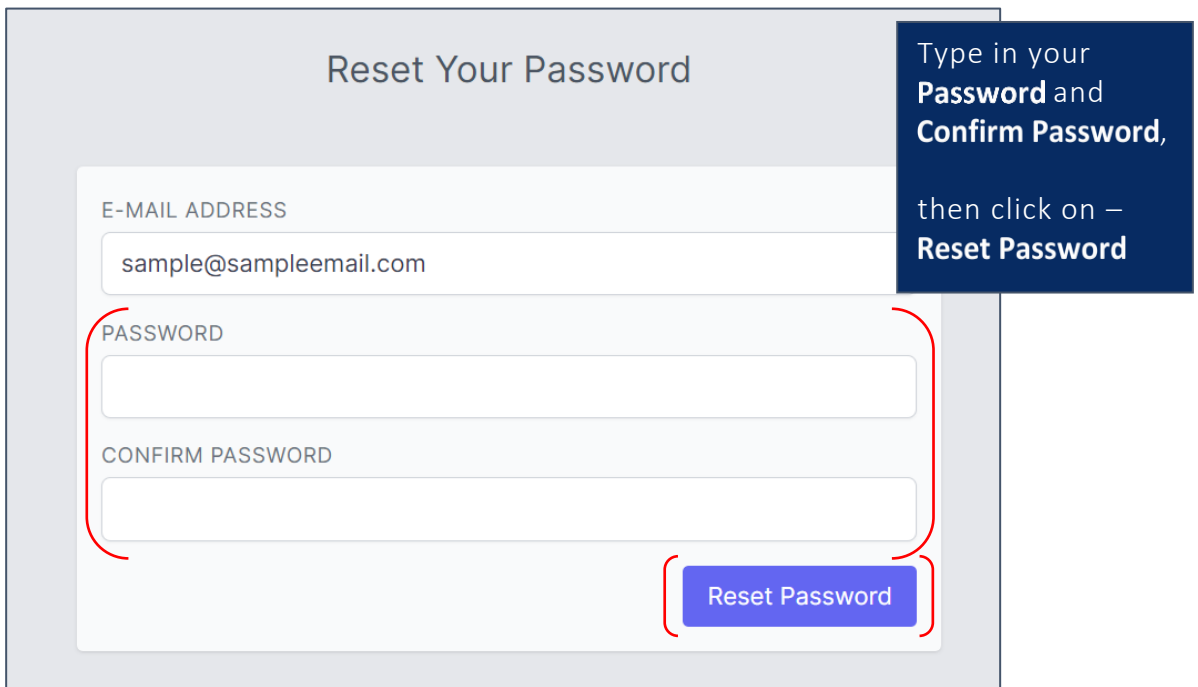
You will receive a message stating that you have been emailed your password reset link.

This screenshot shows the same 'Recover Your Account' page, but with a success message displayed in a green box at the top. The message reads: 'We have e-mailed your password reset link! Please allow a few minutes for the email to be delivered.' The form fields and buttons are still visible below the message. A dark blue callout box is overlaid on the top right of the page, containing the text: 'You will receive the message, We have emailed your password reset link! Please allow a few minutes for the email to be delivered.'

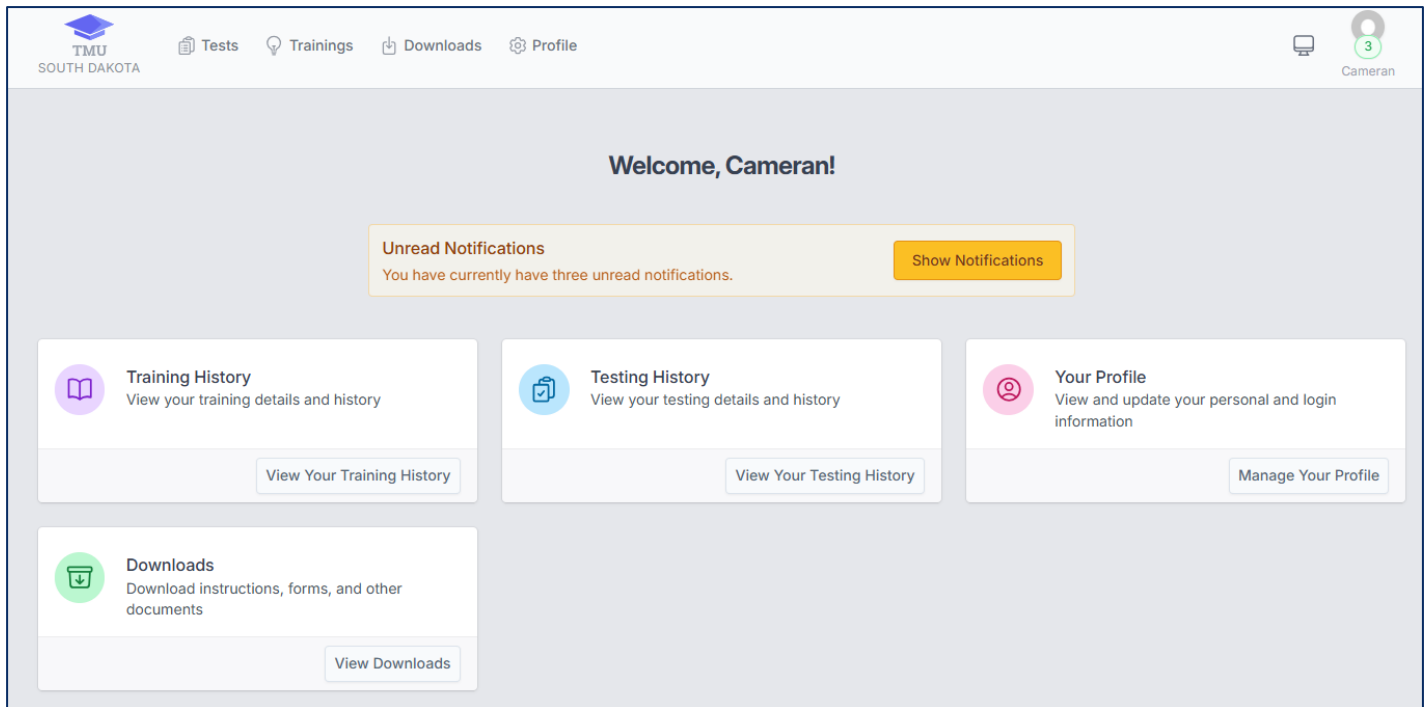
This is what the email will look like (check your junk/spam folder for the email):



Note: If you do not reset your password right away, the link expires in 60 minutes; after that, you will need to request a new link.



This is the candidate home screen you will see once you have reset your password:



THE SDBON NURSE AIDE COMPETENCY EXAM

PAYMENT INFORMATION

Testing fees can be paid through your TMU© account. Please see the [Self-Pay of Testing Fees](#) section. Some training programs pre-pay testing fees for their graduating students. Your program/instructor will inform you if this is the case. Before scheduling a test, verify with your instructor whether the training program has already prepaid for it.

Exam Description	Price
Knowledge Exam -or- Knowledge Retake	\$45.00
Optional: Audio Version of the Knowledge Exam -or- Audio Knowledge Retake <i>(The knowledge test questions and answers are read through the computer and listened to through headphones or earbuds while you read along.)</i>	\$45.00

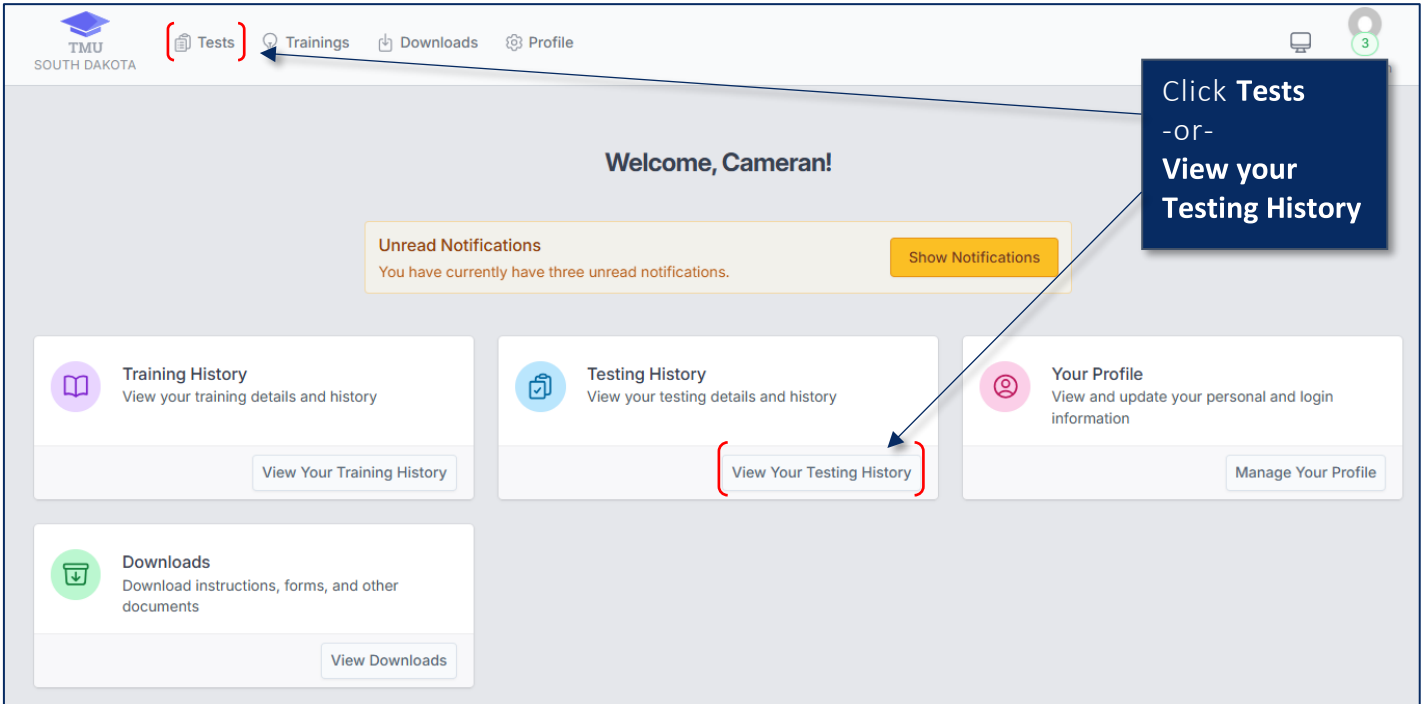
- Candidates and facilities can pay testing fees online through TMU©.
 - For candidates:
 - Please follow the instructions under the section [Self-Pay of Testing Fees](#).

SCHEDULING A SDBON NURSE AIDE KNOWLEDGE EXAM

These instructions apply to both on-site and remotely proctored knowledge exams.

Once your completed account is in the D&SDT-Headmaster TestMaster Universe© (TMU©) database and your testing fee has been paid (see instructions under [Self-Pay of Testing Fees](#)), you may schedule your exam date online at the South Dakota TMU© webpage, sd.tmutest.com, using your Email or Username and Password (see instructions under [Schedule / Reschedule a Test Event](#)). If you cannot sign in or schedule/reschedule online using your email address, please call D&SDT-HEADMASTER for assistance at (800) 393-8664 during regular business hours, 7:00AM to 7:00PM CT, Monday through Friday, excluding Holidays.

This is the SDBON TMU© candidate home page:

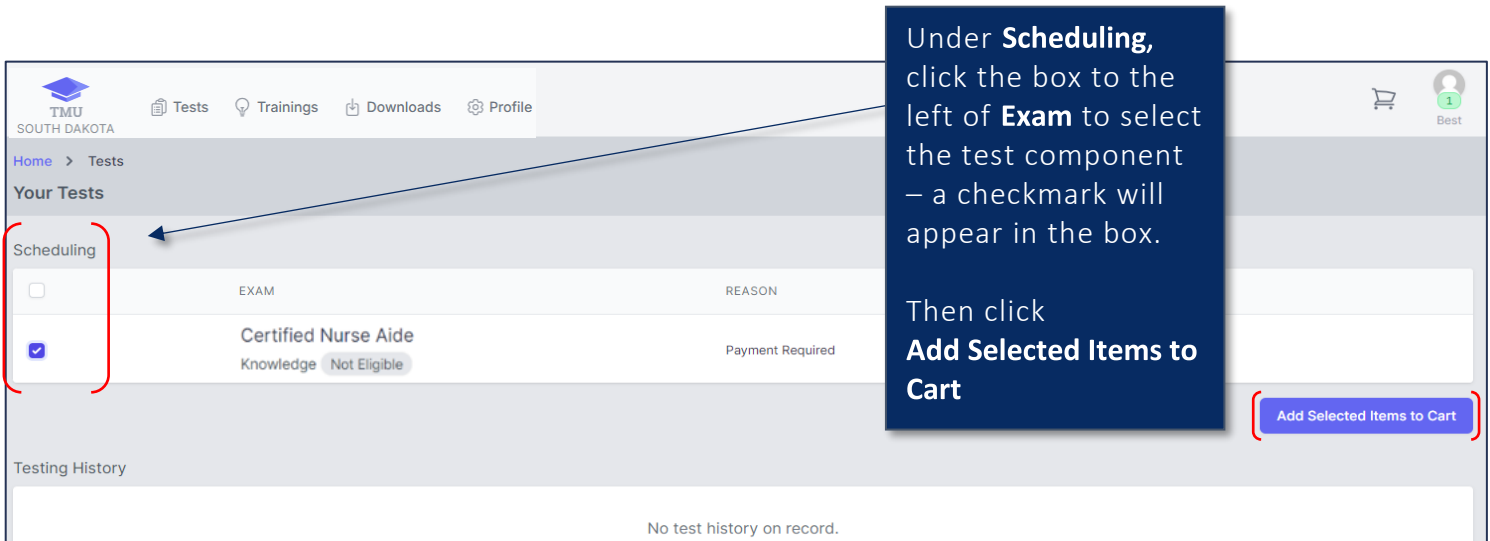


SELF-PAY OF TESTING FEES IN TMU©

Testing fees must be paid before you can schedule a test date.

Once your training program completes your training record with hours and a date, you will receive an email and text message that you are eligible to schedule a test date. At that time, you can pay your testing fees. Some training programs pre-pay testing fees for their graduating students. Your program/instructor will have informed you if this is the case. Before scheduling a test, verify with your instructor whether the training program has already prepaid for it.

Securely processed Visa or MasterCard credit/debit card information is required when paying testing fees online.



Home > Cart

Cart

You will get a message that the Knowledge test has been added to your cart, and the **Knowledge Amount**

Click **Pay with Credit Card**

✓ Added Certified Nurse Aide Knowledge to your cart.

DESCRIPTION	ITEM TYPE	AMOUNT	
Certified Nurse Aide for Best Student	Knowledge	\$45.00	Remove
Total:		\$45.00	

[Pay with Credit Card](#)

Enter the Credit Card information and then click on-
Submit Payment

You will receive a receipt of the transaction.

Home > Prepay

Prepay to Schedule

What You're Paying For

DESCRIPTION	COST
Certified Nurse Aide for Best Student	\$45.00
Total:	\$45.00

Pay with a Card

CARDHOLDER NAME CARD NUMBER

EXP MONTH EXP YEAR SECURITY CODE

CARDHOLDER ADDRESS

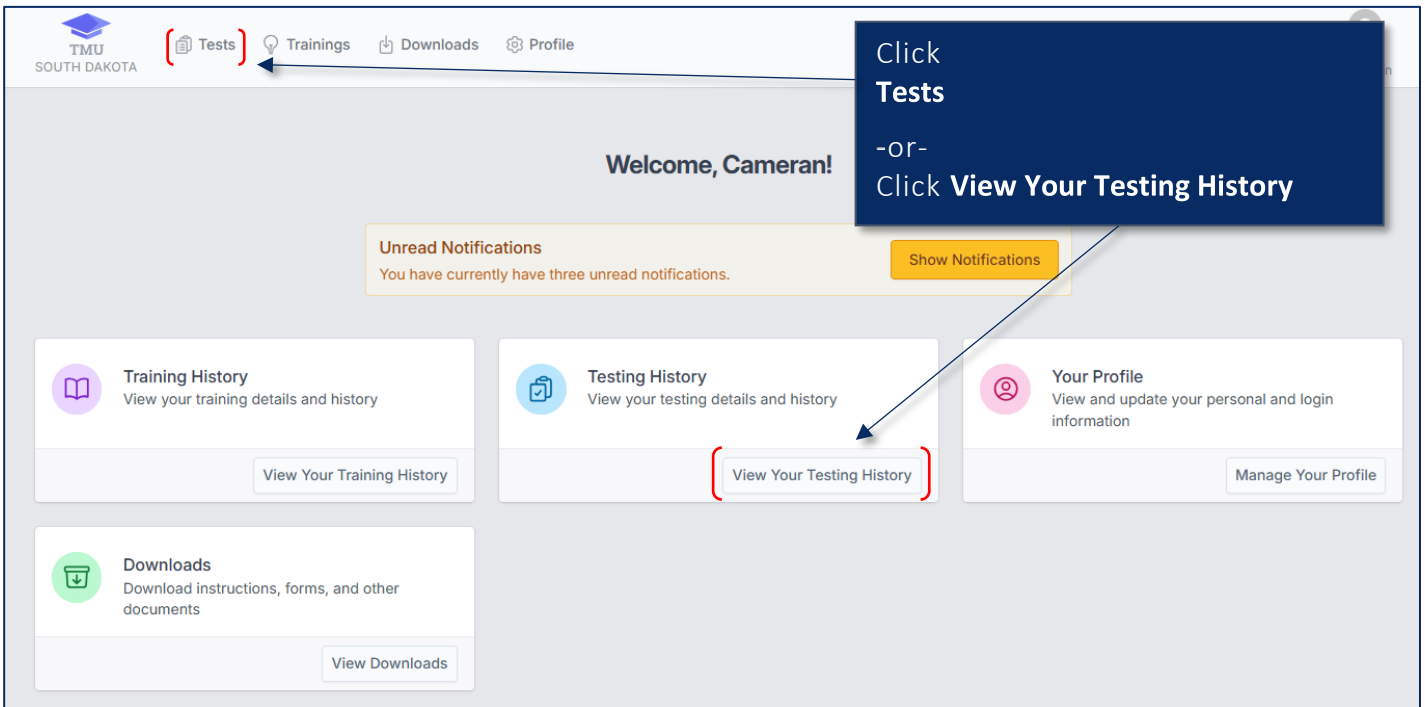
CITY STATE ZIP CODE

[Submit Payment](#)

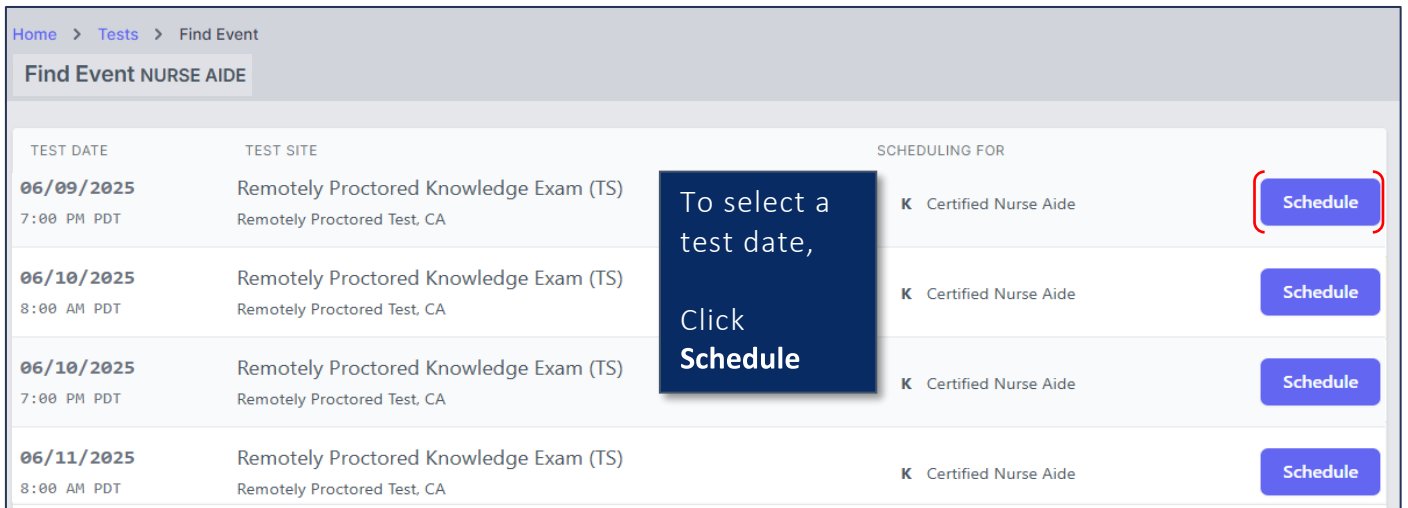
Once your testing fees are paid, you will be eligible to choose a test site and date. Follow the instructions in the next section to schedule or reschedule a test event.

-continued on the next page-

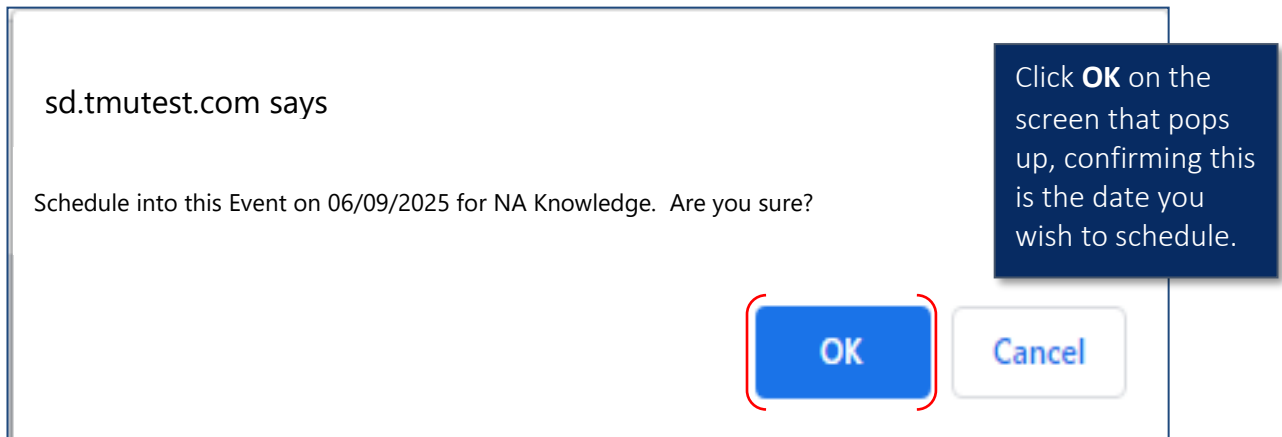
SCHEDULE / RESCHEDULE A KNOWLEDGE EXAM TEST EVENT



This is the next screen that opens, showing you the available test dates you can schedule.



Confirm your test event selection here:



This screen confirms you are scheduled for a test date to take your knowledge exam. Click the drop-down under Actions, Click **Test Confirmation Page** to see your test confirmation with important reminders for testing.

RESCHEDULE A TEST EVENT SCREENSHOTS

You may reschedule an exam date online in your TMU© account at sd.tmutest.com up until one (1) business day, **excluding** Saturdays, Sundays, and Holidays, before your scheduled exam date.

- If you need to reschedule your test date, under **Actions**, click on **Reschedule** to select another test date.
- Click **OK** to confirm you wish to 'RESCHEDULE' from the event. You will then be able to select another available test date.

sd.tmutest.com says
Reschedule this Skill Exam? Are you sure?
OK Cancel

The following message will be in your notifications.

Home > Inbox > View Notification
Removed From Test Event 16 minutes ago
Removed From Test Event
You have been removed from a Test Event
Back to All Messages Send to Trash Mark as Unread

Please call D&SDT-HEADMASTER at (800) 393-8664 during regular business hours, 7:00AM to 7:00PM CT, Monday through Friday, excluding Holidays, if you have any questions or concerns or need assistance scheduling a knowledge exam.

TEST CONFIRMATION LETTER

Candidates can view and verify their test confirmation notice any time after scheduling by logging into their TMU@ account at sd.tmutest.com, clicking on the 'Actions' button, and selecting "Test Confirmation Page" from the drop-down list. Your test confirmation notice is not required for exam admission.

Your test confirmation letter will provide important information about your testing schedule and direct you to the South Dakota Nurse Aide Candidate Handbook. It can be accessed at any time.

Note: Please read the candidate handbook to avoid a no-show status for your test event due to non-adherence to testing policies, etc.

It is important that you read this letter and check the information in the Nurse Aide Candidate Handbook!

Test Confirmation Letter

Scheduled Test Confirmation - South Dakota Nurse Aide

📍 Get Map
🖨️ Print Page

Test Date:	06/09/2025	<div style="background-color: #003366; color: white; padding: 10px; border-radius: 5px;"> <p style="margin: 0;">Click Print Page to print your confirmation letter.</p> </div>
Test Time:	7:00 PM CT	
Test Exam:	Knowledge - Nurse Aide	
Test Site:	Remotely Proctored Knowledge Exam (TS) NO PHYSICAL ADDRESS - ALL TESTING WILL BE CONDUCTED FROM THE CANDIDATE'S LOCATION USING THEIR PERSONAL COMPUTER AND CELL PHONE Remotely Proctored Test,	
BEST STUDENT	123 Sunflower Lane Hot Springs, SD 57747	

TESTING BEGINS AT 7:00 PM CT ON 06/09/2025

- **FOR ON-SITE KNOWLEDGE EXAM CANDIDATES:** You **MUST** be at your confirmed test site location waiting area/room **20 minutes in advance** of your scheduled exam start time, **7:00 PM CST**, to check in.
 - Testing **begins promptly at the start time noted on this test confirmation.**
- **FOR REMOTELY PROCTORED KNOWLEDGE EXAM CANDIDATES:** You **MUST** be signed in to the remotely proctored exam link (for example, Zoom, etc., waiting room) **20 minutes in advance** of **7:00 PM CT** for the check-in process with the remote test proctor. Please see the **Remotely Proctored Knowledge Exam** section of the **Candidate Handbook** for detailed information.
- If you cannot access your account, go to <https://sd.tmutest.com>, click on 'Forgot Password', enter your Email, then click on 'Send Reset Password Link' and follow the directions.
- If you need further assistance, please call D&SDT-Headmaster at 1.800.393.8664.

Refer to the **Nurse Aide Competency Exam** section of the **South Dakota Candidate Handbook** regarding requirements for testing and what to expect on your test day. Failure to do so may result in your being turned away from testing and forfeiting your testing fees. Review this specific information before your testing date.

[Click to open the Nurse Aide Candidate Handbook](#)

Driving Directions

You have signed up for a remotely proctored knowledge exam. This test will be taken using your own personal computer/laptop/phone, internet access and Google Chrome browser. You must have 2 devices: one for testing (Ex: computer or laptop) and one for the video conferencing app (Ex: smart phone). You must be signed in to the remotely proctored exam link (for example, Zoom, etc., waiting room) for the check-in process with the remote test proctor at least 20 minutes before the start time listed on this test confirmation. Please see the candidate handbook in the documents section of your TMU@ account for official requirements, procedures, and policies regarding remote knowledge testing. *D&SDT-HEADMASTER is not affiliated with other entities providing testing guidance and/or instructions. We encourage you to use the information provided by D&DT-HEADMASTER in your TMU@ account to ensure accuracy and the most up to date information regarding testing.

Some tips to ensure you have a successful remote testing experience:

- Make sure you download the video conferencing app prior to testing day.
- Make sure your devices are fully charged, if not plugged in.
- Take screenshots of any technical difficulties.
- If you need help, give us a call at 1-888-401-0462.

VIEW YOUR TMU© NOTIFICATIONS

Remember to check your 'notifications' in your TMU© account for important notices regarding your selected test event and other information. See screenshots below.

Any unread notifications will appear in the box below.
Click **Show Notifications** to open your notifications.

Welcome, Cameran!

Unread Notifications
You have currently have three unread notifications.

Show Notifications

Training History
View your training details and history
View Your Training History

Testing History
View your testing details and history
View Your Testing History

Your Profile
View and update your personal and login information
Manage Your Profile

Downloads
Download instructions, forms, and other documents
View Downloads

Home > Inbox

Your Notifications

Mark Unread | Mark as Read | Send to Trash | Clear All Notifications

<input type="checkbox"/>	TITLE	SENT	MESSAGE	<input type="button" value="View"/>
<input type="checkbox"/>	Test Results Available	5 days ago	Your knowledge test results are available	<input type="button" value="View"/>
<input type="checkbox"/>	Scheduled Into Event	6 days ago	You were scheduled into a Test Event	<input type="button" value="View"/>

Click **VIEW** to open each of your notifications.

Notification example when scheduled into a test event:

Home > Inbox > View Notification

Scheduled Into Event 1 week ago

Scheduled Into Event

You have been scheduled for Knowledge Exam **Certified Nurse Aide** beginning **06/02/2025 8:00 AM CT** at Test Site **Remotely Proctored Knowledge Exam (TS)**

Back to All Messages | Send to Trash | Mark as Unread

TEST DAY

ON-SITE KNOWLEDGE EXAM CHECK IN

You **must** arrive at your confirmed test site waiting area/room **20 minutes in advance** of your scheduled exam start time.

- Testing **begins** promptly at the start time noted on your test confirmation.
- You need to ensure you are at the event in the waiting area/room **20 minutes before the start time** to allow time to get checked in with the RN Test Observer.
 - *For example, if your test starts at 8:00AM, you **must be at the test site waiting area/room for check-in by 7:40AM.***
- If you are scheduled for a remote knowledge exam, please see the check-in information under **Remote Knowledge Exam Check-In** in the **Remote Knowledge Exam Option**.

Note: If you arrive late, you will not be permitted to take the test.

TESTING ATTIRE

The testing attire is for both ***on-site and remotely proctored test events**.

- ◆ You must be wearing **appropriate clothing** such as a non-revealing shirt/sweater and pants, sweatpants, appropriate (non-revealing) shorts, or leggings.
 - *Smart watches and smart glasses, activity trackers, or Bluetooth-connected devices **are not allowed.***

You will not be allowed to test if you are not wearing appropriate clothing as shown above. You will be considered a NO SHOW status and will forfeit any fees paid.

***NOTE:** For candidates testing at their training program, you may need to adhere to the testing attire requirements of your training program. Please ask your instructor about the testing attire required for your on-site knowledge exam.

IDENTIFICATION

You must present a **U.S. GOVERNMENT-ISSUED, PHOTO-BEARING, *SIGNED, NON-EXPIRED FORM OF IDENTIFICATION**.

Only original IDs are accepted. Photocopies, images, faxes, emails, screenshots, and electronic or digitally stored forms of identification (for example, Apple or Google Wallet) **will not be accepted**.

Examples of the forms of non-expired, US government-issued, *signed, acceptable photo IDs are:

- **State-issued Driver's License**
 - *When you renew, the temporary document you are issued is not valid for identification purposes.*
- **State-issued Identification Card**
- **Signed US Passport (Foreign Passports and Passport Cards are not acceptable)**
 - * *Exception: A signed foreign passport with a US VISA is acceptable (the VISA does not have a signature).*
- **Permanent Resident Card (Green Card or Alien Registration Card)/Employment-Work Authorization Card issued by the U.S. Citizenship and Immigration Services (USCIS)**
 - * *Accepted without a signature or fingerprint IF ISSUED from January 30, 2023, to the present day. If issued before January 1, 2023, it may contain a fingerprint in place of a signature.*

- **Tribal Identification Card**

- * A signed photo ID with an expiration date (not expired) issued by a [federally recognized](#) Tribal Nation/Indian Tribe.

- **US Military Identification Card**

- * Accepted without a signature or fingerprint, but will have a bar code or may contain a fingerprint in place of a signature.

The **FIRST** and **LAST** names listed on your ID **presented to the remote Proctor** during check-in at your test event **MUST EXACTLY MATCH** the FIRST and LAST names entered in the South Dakota TMU© database. You may call D&SDT-Headmaster at (800) 393-8664 to confirm that your name of record matches your US government-issued ID, or log in to your TMU© account at sd.tmutest.com using your Email or Username and Password to check on or change your demographic information. See more information under [Demographic Updates / Changes / Corrections](#).

Please note:

- You will not be admitted for testing if you do not present proper/valid identification.
- Be sure your identification is not expired.
- Check to be positive that both your FIRST and LAST printed names on your identification document match your current name of record in TMU©.
- A driver's license or state-issued ID card that has a hole punched in it is NOT VALID and will not be accepted as an acceptable form of ID.
- In cases where names do not match, your ID is not proper/valid, or it has a hole punched in it, you will not be allowed to test, will be considered a NO-SHOW status, forfeit your testing fees, and have to pay for another exam date.

DEMOGRAPHIC UPDATES / CHANGES / CORRECTIONS

If you need to update or correct your demographic information, please complete the [DEMOGRAPHIC CHANGE/CORRECTION REQUEST FORM](#). The form is under 'APPLICATIONS' on the Iowa TMU© main web page (before you log in to your account), or click on this link: <https://sd.tmutest.com/apply/13>.

INSTRUCTIONS FOR THE KNOWLEDGE AND REMOTELY PROCTORED KNOWLEDGE EXAMS

Test instructions for the on-site knowledge exam will be provided in written format in the waiting area when you check in for your test.

These instructions outline the process and what to expect during your exam. Please read the instructions **before** entering the knowledge exam room or taking the remotely proctored knowledge exam. For on-site testing, the instructions will be left in the waiting area during testing for your reference throughout your time at the test site, and will also be available in your TMU© account under Downloads (see below). For the remotely proctored knowledge exam, the instructions are available in your TMU© account under Downloads (see below). The RN Test Observer and/or Knowledge Test Proctor will ask questions about the instructions you read when entering the testing room.

The **Knowledge and Remotely Proctored Knowledge Exam Instructions** are available under the '**DOWNLOADS**' tab in your TMU© account. Refer to the [Access the Candidate Handbook and Testing Instructions](#) section of this handbook.

TESTING POLICIES

NOTE: If you are scheduled for a remotely proctored knowledge exam, please see the [Remotely Proctored Knowledge Exam Check-In](#) for check-in procedures and additional policies that apply to the remotely proctored knowledge exam under [Remotely Proctored Knowledge Exam Testing Policies](#).

The following policies are observed for all test events:

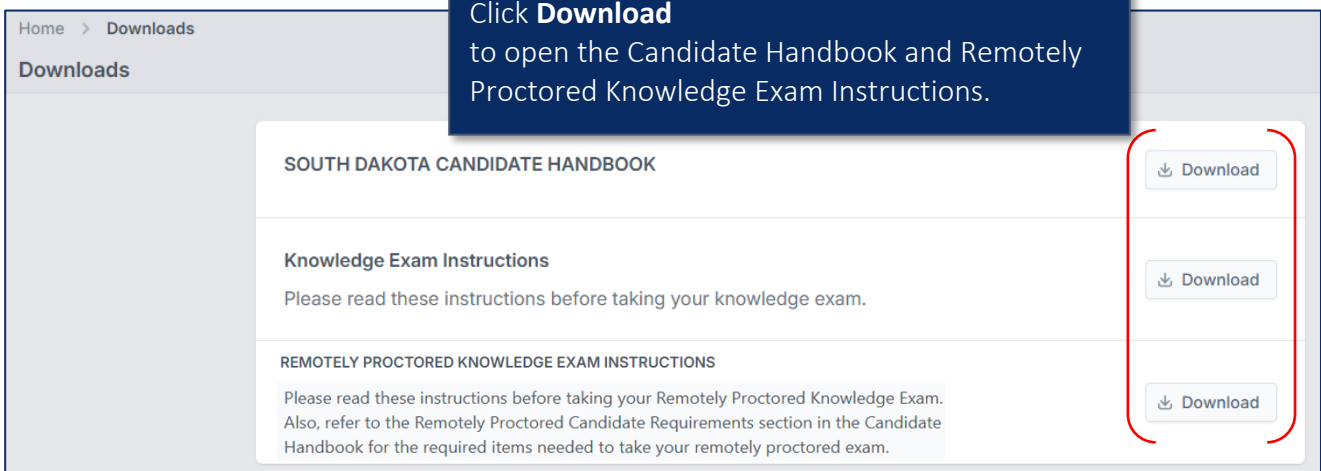
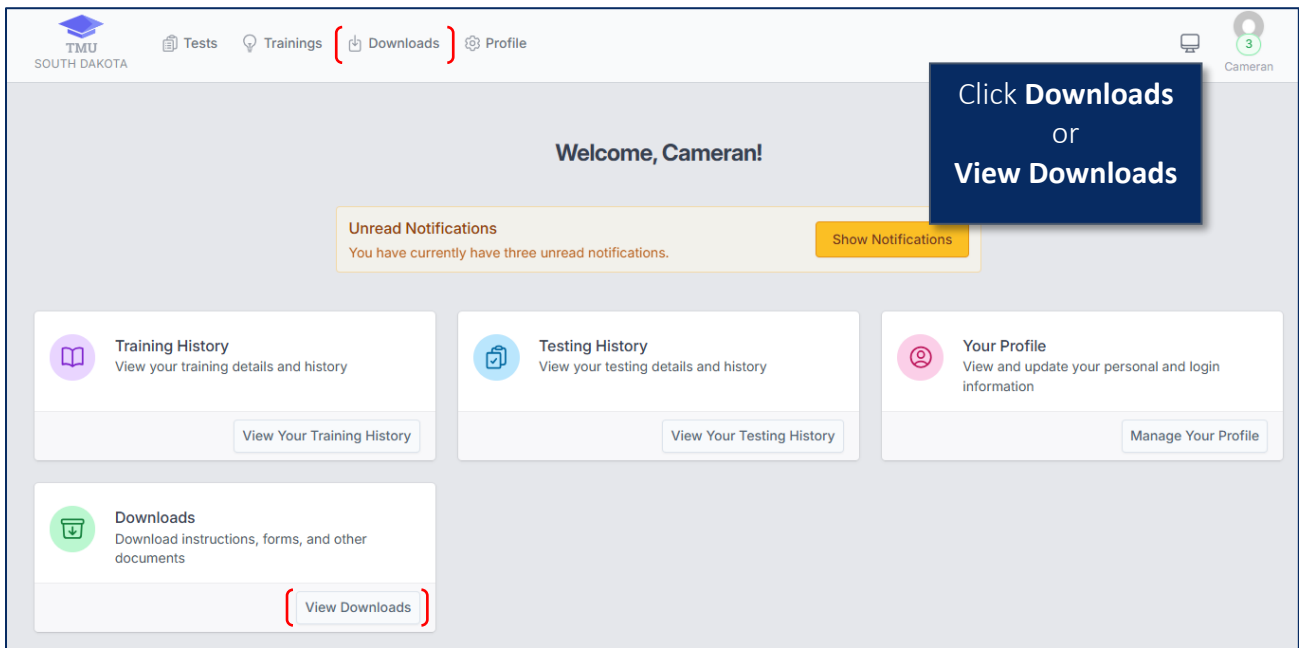
- Make sure you have signed in to your TMU© account at sd.tmutest.com **well before** your test date to update your password and verify your demographic information. Refer to this handbook's [Complete your TMU© Account](#) section for instructions and information.
 - **If you have not signed in and completed/updated your TMU© account when you arrive for your test, you may not be admitted to the exam, and any exam fees paid will NOT be refunded.**
- You **must** arrive at your confirmed on-site test waiting area/room **20 minutes before your exam is scheduled to start.** (For example: if your test start time is 8:00AM, you must be at the test site waiting area at 7:40AM.) **If you are not present at the on-site test waiting area/room 20 minutes before your test start time, you will not be admitted to the exam, you will be considered a NO SHOW, and any exam fees paid will NOT be refunded.**
- If you do not present a valid and appropriate US government-issued, non-expired, *signed photo ID (see details in this handbook's [Identification](#) section), you will not be admitted to the exam, and any exam fees paid will NOT be refunded.
 - If the **FIRST** and **LAST** printed names listed on your ID presented to the RN Test Observer during check-in at your test event **DO NOT EXACTLY MATCH** your FIRST and LAST names that were entered in the South Dakota nurse aide TMU© database, you will not be admitted to the exam, considered a no-show status, and any exam fees paid will NOT be refunded.
- For *on-site and remotely proctored knowledge testing, **you must be wearing: appropriate clothing such as a non-revealing shirt/sweater and pants, sweatpants, shorts, or leggings.** See the [Remotely Proctored Knowledge Exam Testing Attire](#) section.
 - ***NOTE:** For candidates testing with their training program, you may need to adhere to the testing attire requirements of your training program. Please ask your instructor about the testing attire required for your on-site knowledge exam.
- If you do not show up for your exam day, or are considered a NO-SHOW STATUS for any reason (see details in this handbook's [No-Show Status](#) section), any test fees paid will NOT be refunded. You must repay your testing fees online in your TMU© account using your Email or Username and Password to schedule another exam date.
- **ELECTRONIC DEVICES AND PERSONAL ITEMS:** Cell phones, smartwatches, fitness monitors, electronic recording devices, Bluetooth-connected devices (including Bluetooth-connected glasses), and personal items (such as water bottles, purses, briefcases, large bags, study materials, extra books, or papers) are not permitted to be on or near you in either testing room. The testing team will inform you of the designated area for your personal items and electronic devices, and you will collect them at the end of your test.
 - All electronic devices must be **turned off.**
 - Smartwatches, fitness monitors, or Bluetooth-connected devices (including smart glasses) must be removed from your wrist or body and **turned off.**
 - If you are scheduled for a remotely proctored knowledge exam retake, please see the additional procedures/policies under [Remotely Proctored Knowledge Exam Testing Policies](#) below.

- Anyone caught using any electronic recording device during the knowledge exam will be dismissed from the exam and testing room (on-site or remotely proctored), your test will be scored as a failed attempt, you will forfeit all testing fees paid, and you will be reported to your training program and the South Dakota Board of Nursing (SDBON). Please refer to the **Security** section of this handbook.
- Behavioral misconduct or unlawful acts by test candidates are strictly prohibited at any stage of the competency evaluation. Such actions may result in dismissal from the test site, denial of testing privileges, and reporting to your training program and the South Dakota Board of Nursing (SDBON). Please see the **Security** section of this handbook.
- Scratch paper and a basic calculator **are allowed**.
- Translation dictionaries and language translators of any type **are not allowed**.
- You are not allowed to leave the testing room (knowledge test room/remotely proctored test) once the exam has begun **for any reason**. If you do leave during your test event, you will not be allowed back into the testing room/event to finish your exam.
- You may not remove any notes or other materials from the testing room.
- You are not permitted to eat, drink, or smoke (e-cigarettes or vape) during the exam.
- For on-site testing:
 - You may use personal devices in the on-site waiting area during your free time.
 - You are encouraged to bring a jacket, snack, drink, or study material while waiting to test.
 - Test sites, RN Test Observers and Knowledge Test Proctors are not responsible for the candidate's personal belongings at the test site.
- No visitors, guests, pets (including companion and emotional support animals), or children are allowed.
 - Service animals (a dog that has been individually trained to perform specific tasks for people with disabilities) are allowed. We encourage you to contact D&SDT-Headmaster at (800) 393-8664 or via email at southdakota@hdmaster.com once you schedule a test date, so we can notify the testing team.
 - If you attend your event with guests, pets (including companion or emotional support animals), or children of any age, you will not be permitted to test and will forfeit all testing fees paid.
- **You may not test if you are ill (sick)**. Call D&SDT-Headmaster at (800) 393-8664 immediately to reschedule (see the **note** on the next page).

NOTE: Please refer to the handbook's **Rescheduling Policy** and **No-Show Exceptions** sections.
→ Reschedules will not be granted less than one (1) full business day before a scheduled test date.
- **Please refer to this South Dakota Nurse Aide Candidate Handbook before your test day for any updates to testing and policies.**

The Candidate Handbook and Testing Instructions can also be accessed within your TMU© account under your 'Downloads' tab. Follow the instructions under **Access the Candidate Handbook and Testing Instructions** on the next page.

ACCESS THE CANDIDATE HANDBOOK AND TESTING INSTRUCTIONS



REMOTELY PROCTORED KNOWLEDGE EXAM OPTION

You can take the knowledge exam with a remote proctor from home. Along with all other policies and requirements in this handbook, this section outlines the additional requirements for the remotely proctored knowledge exam. The Candidate Handbook can be accessed within your TMU© account under your 'Downloads' tab. Please see the [Access the Candidate Handbook and Testing Instructions](#) section.

REMOTELY PROCTORED KNOWLEDGE EXAM CANDIDATE REQUIREMENTS

Candidates must have:

- An updated version of Google Chrome as your Internet browser.
 - **TMU© does not support Internet Explorer.**
- A reliable Internet (Wi-Fi) connection.
- A personal computer/tablet/laptop to log into TMU© to access the knowledge exam.

- **Your Email or Username and Password to take the remotely proctored TMU© Knowledge exam. The remote Proctor will provide you with a ‘code’ to start your test.**
- A smartphone or tablet to access the ‘video conferencing app’ (for example, Zoom, etc.) that you **must download**.
 - An email will be sent to you and your notifications (in your TMU© account) with information about the ‘video conferencing app’ (for example, Zoom, etc.) **you must download before test day.**
 - The night before your scheduled remotely proctored knowledge exam, you will be emailed, along with a notification (in your TMU© account), a reminder with the password-protected link to join the test event.
- During your test, your smartphone/tablet must be positioned so that the remote Proctor can clearly see you, your keyboard, mouse (if used), and the entire screen of your computer/tablet/laptop.
- You may not use a video filter, such as a background or blurring your screen.
- **IMPORTANT NOTE:** On testing day, you will not be allowed to receive any assistance with your setup from anyone in your environment (room/area).
- You must be **alone (by yourself during the entire time while testing)** in a quiet, isolated, secured room/area free of distractions, interruptions, and other people, children, or pets.
- If you have selected the Audio version of the knowledge exam, you will provide your own wired headphones/earbuds (Bluetooth-connected devices are not allowed) to plug into the computer.
 - The questions are neutrally read to you and will be heard through wired headphones or earbuds plugged into the computer.
 - When taking an Audio exam, the audio control buttons will be displayed on the computer screen, enabling you to play, rewind, or pause questions as needed.
- Failure to adhere to any of these remote testing conditions will require the remote Proctor to stop your test, which will be scored as a failed attempt.

SCHEDULE / RESCHEDULE A REMOTELY PROCTORED KNOWLEDGE EXAM TEST EVENT

Follow the instructions under the [Schedule / Reschedule a Knowledge Exam Test Event](#) section and the information below to choose a test date.

- **Please ensure you have met the [Remotely Proctored Knowledge Exam Candidate Requirements](#) before scheduling your remotely proctored knowledge exam.**
- The test site location for a remotely proctored knowledge exam will be the ‘**Remotely Proctored Knowledge Exam (TS)**.’
- Once scheduled, a test confirmation will be sent via email and/or text, and a notification will be generated in your TMU© account for you to view (see this handbook’s [Test Confirmation Letter](#) and the [View your TMU© Notifications](#) sections for information to access your test confirmation).
- Instructions and the link to download the ‘video conferencing app’ (for example, Zoom, etc.), including the meeting ID and Password for the remotely proctored knowledge event you are scheduled for, will be emailed to you and in your notifications.
 - Remember, for this information, check your ‘**NOTIFICATIONS**’ under your profile pic in your TMU© account. Please refer to the handbook’s [View your TMU© Notifications](#) section.

Please call D&SDT-Headmaster at (800) 393-8664 if you have any questions or concerns, or need assistance scheduling a remotely proctored knowledge exam.

REMOTELY PROCTORED KNOWLEDGE EXAM INSTRUCTIONS

It is important that you read the Remotely Proctored Knowledge Exam Instructions before signing in to your remotely proctored knowledge exam. Please see the instructions to access the Remotely Proctored Knowledge Exam Instructions under [Access the Candidate Handbook and Testing Instructions](#).

REMOTELY PROCTORED KNOWLEDGE EXAM TESTING ATTIRE

For remotely proctored knowledge testing, **you must be wearing:**

- ◆ **Appropriate clothing** such as a non-revealing shirt/sweater and pants, sweatpants, shorts, or leggings.
 - *Smart watches and smart glasses, activity trackers, or Bluetooth-connected devices are not allowed.*

You will not be allowed to test if you are not wearing appropriate clothing as shown above. You will be considered a NO SHOW status and will forfeit any fees paid.

REMOTELY PROCTORED KNOWLEDGE EXAM CHECK-IN

You must be signed in to the remotely proctored exam link (e.g., Zoom, waiting room) **20 minutes before the start time** listed on your test confirmation to complete the check-in process with the remote test proctor. If you are not signed into the remotely proctored exam waiting room prior to **(at least 20 minutes)** the time listed on your test confirmation, you will not be allowed to test, will be considered a no-show status, forfeit your testing fees paid, and have to pay for another test date.

- You must show your **mandatory identification** to the remote Proctor at check-in before starting your remotely proctored knowledge exam. Please see this handbook's [Identification](#) section for specifics.
- You must show your surroundings/entire room to the remote Proctor during check-in before starting your remotely proctored knowledge exam.
 - Along with showing the remote Proctor your surroundings/entire room during check-in, the remote Proctor may also ask you to show your room/entire surroundings at any time during your test.
- Then, you must position your smartphone/tablet so the remote Proctor can clearly see you, your keyboard, mouse (if used), and the entire screen of your computer/tablet/laptop.
 - *You may not use a video filter, such as a background or blurring your screen.*
- **NOTE:** On testing day, you will not be allowed to receive any assistance with your setup from anyone in your environment (room/area).
- Failure to adhere to any of these remote testing conditions will require the remote Proctor to stop your test, which will be scored as a failed attempt.

REMOTELY PROCTORED KNOWLEDGE EXAM TESTING POLICIES

All [Security](#), [Testing Attire](#), and [Testing Policies](#) requirements are followed during the remotely proctored knowledge exam. Please refer to those sections for information. The following are additional policies regarding the remotely proctored knowledge exam.

The following *additional* policies are observed at each remotely proctored test event:

- Make sure you have signed in to your TMU© account at sd.tmutest.com well before your test date to update your password and complete your demographic information. Refer to this handbook's [Complete Your TMU© Account](#) section for instructions and information.
- **If you have not signed in and completed/updated your TMU© account when you check in for your exam, you may not be admitted to the remotely proctored exam, and any exam fees paid will NOT be refunded.**

- You **must be wearing appropriate clothing such as a non-revealing shirt/sweater and appropriate pants, sweatpants, non-revealing shorts, or leggings.** You will not be allowed to test if you are not wearing appropriate clothing as shown above. You will be considered a NO SHOW and will forfeit any fees paid.
- On testing day, you **will not be allowed to receive any assistance with your setup** from anyone in your environment (room/area). **If someone else is in the room with you, the remote Proctor will remove you from the meeting, and you will be marked as a no-show.** You will forfeit any testing fees paid and must repay to reschedule a new test.
- You must be **alone (by yourself during the entire time while testing)** in a quiet, isolated, secured room/area free of distractions, interruptions, and other people, children, or pets.
- Along with showing the remote Proctor your surroundings/entire room during check-in, the remote Proctor may also ask you to show your room/entire surroundings at any time during your test.
- During your test, your smartphone/tablet must be positioned so that the remote Proctor can clearly see you, your keyboard, mouse (if used), and the entire screen of your computer/tablet/laptop.
 - **You may not use a video filter, such as a background or blurring your screen.**
- The 'video conferencing app' (for example, Zoom, etc.) link must be maintained during the entire knowledge exam.
 - If the 'video conferencing app' (for example, Zoom, etc.) connection is lost, you must immediately reconnect, or you will be disconnected from the test event by the remote Proctor, and your test will be scored as a failed attempt.
- Your device must **not be muted** during testing so that the remote Proctor can hear if there are any distractions or other interruptions during your test. **REMEMBER:** You need to test in an isolated, secure room/area that is free of distractions and interruptions, just as *you would if you were sitting in the knowledge test room at a test site.*
- If the remote Proctor has any inclination that you are cheating or not following instructions, your test will be ended and scored as a failed attempt.
- Please see the information on remotely proctored testing issues under the **No-Show Exceptions** section.
- If you have requested an AUDIO version of the Knowledge Exam, you will need to have wired headphones/earbuds that plug into the computer (**Bluetooth-connected devices are not allowed**).
 - The questions are neutrally read to you and will be heard through wired headphones or earbuds plugged into the computer.
 - When taking an Audio exam, the audio control buttons will be displayed on the computer screen, enabling you to play, rewind, or pause questions as needed.
- Translation dictionaries, translating devices, and non-approved language translators **are not permitted** to be used during testing.
- Scratch paper and a basic calculator **are allowed.**

Failure to adhere to any of these remote testing conditions/policies will require the remote Proctor to stop your test, which will be scored as a failed attempt.

SECURITY

Behavioral misconduct or unlawful acts by test candidates are strictly prohibited at any stage of the competency evaluation. Such actions may result in dismissal from the test site, denial of testing privileges, and reporting to your training program and the South Dakota Board of Nursing (SDBON).

You will be asked to leave the test site, your test will be stopped and scored as a failed attempt, and you will forfeit any testing fees if you, which may include, but are not limited to, the following circumstances:

- Are caught cheating
- Refuse to follow directions
- Use abusive language or threaten others
- Disrupt the examination environment
- Are visibly impaired
- Engage in unprofessional or aggressive behavior
- Attempt to remove test material, take notes, or copy information
- Give or receive unauthorized help during testing, including using electronic devices (e.g., cell phones, smartwatches, smart glasses) or navigating to other browsers during your exam

A report of your behavior will be sent to your training program and the SDBON, and you are subject to legal prosecution to the fullest extent of the law. You may not be eligible to retest for at least 6 months and may need SDBON permission to retest.

RESCHEDULING POLICY

All candidates may reschedule online in their TMU© account to a new test date up until **one (1) full business day** before a scheduled test day, **excluding** Saturdays, Sundays, and Holidays.

If you must reschedule your exam date, please do so as soon as possible. You may reschedule an exam date by signing in to your TMU© account at sd.tmutest.com. (See instructions under **Schedule / Reschedule a Test Event**.)

Example: If you are scheduled to take your exam on a Saturday, Sunday, or Monday, you would need to reschedule by the close of business on the Thursday before your scheduled exam. D&SDT-Headmaster is open 7:00AM to 7:00PM CT, Monday through Friday, excluding Holidays.

Scheduled test date is on a:	Reschedule before 7:00PM CT the previous:
Monday	The previous Thursday
Tuesday	The previous Friday
Wednesday	The previous Monday
Thursday	The previous Tuesday
Friday	The previous Wednesday
Saturday	The previous Thursday
Sunday	The previous Thursday

Note: Reschedules will not be granted less than one full business day prior to a scheduled test date.

REFUND OF TESTING FEES PAID

Requesting a refund of testing fees paid is different than rescheduling a test date. Requesting a refund means that you are not interested in taking the South Dakota Nurse Aide Competency Exam at all.

SCHEDULED IN A TEST EVENT

1. If you are scheduled in a test event, a refund request of testing fees paid must be made by filling out and submitting the [CANDIDATE-Refund Request Form](#) on D&SDT-Headmaster's main webpage at hdmaster.com at least **one (1) full business day** before your scheduled test event (excluding Saturdays, Sundays, and Holidays). No phone calls will be accepted.

Example: If you are scheduled to take your exam on a Saturday, Sunday, or Monday, you must request a refund by submitting the Refund Request Form by the close of business on the Thursday before your scheduled exam. D&SDT-Headmaster is open until 7:00PM Central Time, Monday through Friday, excluding Holidays.

2. Refund requests made in the required time frame qualify for a full refund of any testing fees paid minus a \$35 refund processing fee.
3. Refund requests must be made within thirty (30) days of payment of the original testing fees with HEADMASTER. Requests for refunds submitted more than 30 days after the original payment of testing fees with HEADMASTER **will not be issued**.

NOT SCHEDULED IN A TEST EVENT

1. Refund requests must be made within thirty (30) days of payment of the original testing fees with HEADMASTER. Requests for refunds submitted more than 30 days after the original payment of testing fees with HEADMASTER **will not be issued**.
2. A refund request for testing fees paid must be made by filling out and submitting the [CANDIDATE-Refund Request Form](#) on D&SDT-Headmaster's main webpage at hdmaster.com. No phone calls will be accepted.
3. Refund requests made in the required time frame qualify for a full refund of any testing fees paid minus a \$35 refund processing fee.

UNFORESEEN CIRCUMSTANCES POLICY

If an knowledge exam test event scheduled by D&SDT-Headmaster is canceled due to an unforeseen circumstance, D&SDT-Headmaster staff will make every effort to contact you using the contact information (phone number/email) we have on file to reschedule you, for no charge, to a mutually agreed-upon new test date.

Therefore, you must keep your contact information up to date in case we need to contact you (**see examples below for reasons we may not be able to contact you that you are responsible for*).

If D&SDT-Headmaster is unable to reach you via phone call or email with the information in your record (**see examples below*) in the event of an unforeseen circumstance for a test event you are scheduled for, you will be taken out of the test event, and D&SDT-Headmaster will not reschedule you until we hear back from you.

NOTE: The **examples* listed below are your responsibility to check and/or keep updated.

- If D&SDT-Headmaster leaves you a message or emails you at the phone number or email in your record, and:
 - you do not call us back in a timely manner
 - your phone number is disconnected/your voicemail is full

- you do not check your messages in a timely manner
- you do not check your email or reply to our email in a timely manner
- your email is invalid, or you are unable to access your email for any reason

See more information under **'No-Show Exceptions'**.

NO-SHOW STATUS

If you are confirmed in a D&SDT-Headmaster scheduled knowledge exam test event and do not show up without notifying D&SDT-Headmaster at least one (1) full business day before your scheduled exam, **excluding** Saturdays, Sundays, and Holidays, OR if you are turned away for lack of proper identification, or any other reason to deem you ineligible to test, you will be considered a **NO-SHOW STATUS**. You will forfeit all fees paid and must sign in to your TMU© account to repay or submit a new testing fee to schedule a new test event.

These fees partially offset D&SDT-Headmaster costs incurred for services requested and the resulting work performed. If a reschedule or refund request is not received at least one full business day before a scheduled test event, excluding Saturdays, Sundays, and Holidays (see examples in this handbook's **Schedule / Reschedule a Test Event** and **Refund of Testing Fees Paid** sections), a NO-SHOW STATUS will exist. You will forfeit your testing fees and must repay the full testing fee to secure a new test event.

NO-SHOW EXCEPTIONS

Exceptions to the No-Show status exist; if you are confirmed for a D&SDT-Headmaster scheduled knowledge exam test event and you are a no-show status for any of the following reasons, a free reschedule will be authorized to the remitter of record, provided **the required documentation is received within the appropriate time frames outlined below**.

Complete, upload the required documentation, and submit (within the required time frames outlined below) the **No Show Exception Form** available on the South Dakota TMU© main page under 'APPLICATIONS', or click this link: <https://sd.tmutest.com/apply/14>.

- **Car breakdown or accident:** If you have to drive to a location other than your home to take your remotely proctored knowledge exam, D&SDT-Headmaster must be contacted within one business day via phone call, fax, or email, and a tow bill, police report, or other appropriate documentation showing your name and the provider of service name must be submitted within **three (3) business days** of the exam date. If we do not receive proof within 3 business days, your no-show status will stand, and you will be required to repay your testing fee.
- **Weather or road condition-related issue:** If you have to drive to a location other than your home to take your remotely proctored knowledge exam, D&SDT-Headmaster must be contacted within one business day via phone call, fax, or email, and a road report, weather report, or other appropriate documentation must be submitted within **three (3) business days** of the exam date. If we do not receive proof within 3 business days, your no-show status will stand, and you will be required to repay your testing fee.
- **Medical emergency or illness:** D&SDT-Headmaster must be contacted within one business day via phone, fax, or email, and a doctor's note showing your name and the provider of service name (or be on the provider's letterhead) must be submitted within **three (3) business days** of the missed exam date. If we do not receive proof within 3 business days, your no-show status will stand, and you will be required to repay your testing fee.

- **Death in the family:** D&SDT-Headmaster must be contacted within one business day via phone, fax, or email, and an obituary or letter showing your name and the provider of service name submitted on your behalf from the funeral home for immediate family must be submitted within **seven (7) business days** from a missed exam date. If we do not receive proof within 7 business days, your no-show status will stand, and you will be required to repay your testing fee. (The immediate family includes the parent, grandparent, great-grandparent, sibling, children, spouse, or significant other.)
- **Remotely proctored testing issues:** D&SDT-Headmaster must be contacted within one business day via phone, fax, or email, and appropriate documentation showing your name and the provider of service name must be submitted within **three (3) business days** of the exam date. If we do not receive proof within 3 business days, your no-show status will stand, and you will be required to repay your testing fee.
 - **Internet outage or issue:** Documentation showing your name and the provider of service name from the Internet provider, showing outage date and times.
 - **Computer or cell phone issue:** If the computer or cell phone fails to work for any reason, documentation showing your name and the name of the provider of service from a computer repair technician/shop or other appropriate documentation.

EXAM RESULTS

After you have completed the Knowledge Exam, your test results will be officially scored and double-checked by D&SDT-Headmaster scoring teams. **A passing score of 75% is required.**

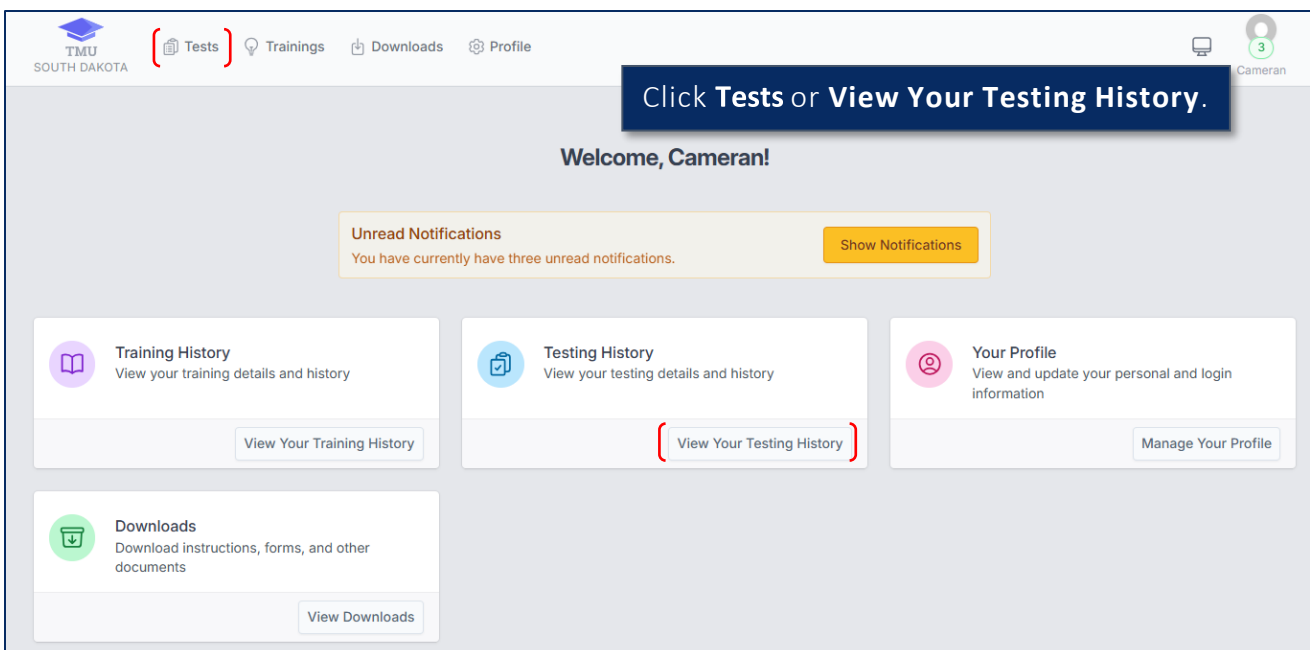
You may securely access your results in your own TMU© account at sd.tmutest.com. Official test results are available to you after 7:00PM Central Time the day tests are scored.

Note: D&SDT-Headmaster does not send postal mail letters or email test results to candidates.

The detailed feedback on your exam results is shown below.

ACCESSING YOUR TEST RESULTS IN YOUR TMU© ACCOUNT

Sign in to your TMU© account at sd.tmutest.com to view your test results.



The screenshot displays the user interface of the TMU South Dakota portal. At the top, there is a navigation menu with icons for Tests, Trainings, Downloads, and Profile. A dark blue banner with white text reads "Click Tests or View Your Testing History." Below the banner, the user is greeted with "Welcome, Cameran!". A notification box indicates "Unread Notifications" with a count of 3 and a "Show Notifications" button. The main content area features four cards: "Training History" with a "View Your Training History" button, "Testing History" with a "View Your Testing History" button (highlighted with a red bracket), "Your Profile" with a "Manage Your Profile" button, and "Downloads" with a "View Downloads" button.

Home > Test History

Your Tests

Scheduling

Exam	Status	Reason
<input type="checkbox"/> Certified Nurse Aide Knowledge	Not Eligible	Payment Required

[View Available Test Dates](#)

Click Print Test Results

Testing History

Test Date	Exam	Test Site	Status	Actions
01/26/2026 12:45 PM CST	Nurse Aide Knowledge	Remotely Proctored Knowledge Exam Remotely Proctored Test	Failed Audio	<div style="border: 1px solid #ccc; padding: 2px; display: inline-block;"> Actions ▾ Details Print Test Results </div>

Test Results Example:

← Back
Print

HEADMASTER, LLP
P.O. BOX 6609, HELENA, MT 59604-6609
800-393-8664 — FAX: 406-442-3357 WWW.HDMASTER.COM

SOUTH DAKOTA NURSE AIDE EXAM RESULTS REPORT

BEST STUDENT
123 Sunflower Lane
Rosebud, SD 11111

IMPORTANT TEST RESULTS
TEST DATE: Monday, January 26, 2026

Dear BEST,

You have **failed** the knowledge portion of the Nurse Aide exam.
Your overall knowledge test score is 62.50%.
You must have an overall score of 75% or better to pass.

A passing score **does not** imply certification. You must verify on the registry.

Any weaknesses indicated in your test results are listed below:

Knowledge Exam Results By Subject Area

Safety	71%
Communication & Interpersonal Skills	17%
Infection Control	71%
Basic Rights	83%
Role / Responsibility	75%
Mental Health and Illness	57%
Basic Nursing Skills & Personal Care	67%
Physical Health & Illness	78%
Aging Process	28%

Vocabulary words to study: charge nurse, oriented, resident independence, transfers, bed position, ombudsman, perineal care, catheter, constipation, rehabilitation, bradycardia, acceptance, memory, conflict, pathogens, MSDS, ADLs, developmental disability, pillaging, gifts, infection control, ethics, nutrition, physical change, communication, standard precautions, resident's families, aging process, self-esteem, communication, blindness, clarification, dying

TEST ATTEMPTS

You have **three (3) attempts** to pass the competency exam. **A passing score of 75% is required.** Additional training is needed after three failed attempts.

RETAKING THE KNOWLEDGE EXAM

In the event that your test results inform you that you failed the knowledge exam, and when you want to apply for a retest, you will need to pay the testing fee before you can schedule a new exam date.

You can schedule a retest online by signing in to your TMU© account at sd.tmutest.com. (See this handbook's [Schedule / Reschedule a Test Event](#) for rescheduling instructions.) You will need to pay with a Visa or Master Card credit/debit card before you can schedule.

If you need assistance scheduling your re-test, please call D&SDT-Headmaster at (800) 393-8664. We can assist you with scheduling a retest date, provided your fees have been paid.

TEST REVIEW REQUESTS

You may request a review of your test results or dispute any other testing condition. The purpose of this review process is to ensure fairness and accuracy in the evaluation of your test.

PLEASE READ BEFORE FILLING OUT THE TEST REVIEW REQUEST: Please call D&SDT-Headmaster at (800) 393-8664 during regular business hours, 7:00 AM to 7:00 PM CT, Monday through Friday, excluding holidays, to discuss the test outcome you are questioning before committing to paying the \$25 non-refundable test review request deposit. Once you have further details about the scoring of your test, you will often better understand the scoring process and learn how to prepare more effectively for subsequent exam attempts. If, after discussing your concerns with D&SDT-Headmaster staff, you still have concerns about your testing process that affected the outcome of your exam, you may submit a Test Review Request.

There is a \$25 non-refundable test review deposit fee. To request a review, complete the [Test Review Request and Payment Application](#), available on the South Dakota TMU© main page under 'APPLICATIONS' (before logging in to your account) at sd.tmutest.com. Test Review Requests must be received **within three (3) business days** from the official scoring of your test (excluding Saturdays, Sundays, and Holidays). Late requests will be denied and will not be considered.

The likely outcome of your review will determine who pays for any retests that may be granted. If, after investigation, the review finding is in your favor, you will be refunded the \$25 test review deposit. If the review findings are *not in your favor*, the \$25 test review deposit will remain, and the fee is non-refundable.

D&SDT-Headmaster will review your detailed recollection and knowledge test markings, as well as the markings and notations recorded by the test Proctor at the time of your test. We will interview the test Proctor about the facts detailed in your dispute documentation. D&SDT-Headmaster will recheck the scoring of your test and may contact you for any additional information about the test event.

After a candidate turns 18, D&SDT-Headmaster will discuss test results or test disputes only with the candidate. D&SDT-Headmaster will not review test results or disputes with instructors, training programs, family members, or anyone else on behalf of the candidate once the candidate reaches 18 years of age.

D&SDT-Headmaster will complete your review request within ten business days of receiving it within the required timeframe. The final determination of the review results will be sent to the email address listed in your TMU© account, along with a notification to the South Dakota Board of Nursing.

THE KNOWLEDGE/AUDIO EXAM

KNOWLEDGE EXAM CONTENT

The Knowledge Exam consists of **80 multiple-choice questions**. Questions are selected from subject areas based on the South Dakota Board of Nursing’s approved test plan and include questions from all the required categories as defined in OBRA regulations. The subject areas and the number of questions for each are listed below.

The knowledge test consists of 80 questions selected from the nine (9) subject areas listed below:

Aging Process— 5 questions

- Awareness of developmental tasks associated with the aging process.

Basic Nursing Skills, Data Collection, and Personal Care— 24 questions

- Broad subject area, including any act or activity that would be considered a basic skill necessary to perform the job of a CNA, includes data acquisition, handling, and routing.

Basic Rights— 6 questions

- The rights residents are legally entitled to; organization and CNA roles in ensuring those rights, including the promotion of residents’ independence.

Communication and Interpersonal Skills— 6 questions

- Any verbal and nonverbal communication, written and spoken; any communication related to hearing, seeing, feeling, tasting, or smelling.

Infection Control— 7 questions

- Relating to the nature of infections, causes, and prevention, correct methods and procedures for dealing with infection.

Mental Health and Illness— 7 questions

- Mental processes of residents, signs, and stages of mental states of residents, both normal and care impaired; mental well-being and interaction of a CNA and co-workers.

Physical Health and Illness— 10 questions

- Activities or acts performed by a CNA for or to residents that are personal in nature and accommodations necessary for functionally impaired residents.

Role and Responsibility— 8 questions

- Broad subject area, including any act or activity or restorative services that would be considered part of the basic role or responsibility of a CNA in the workplace.

Safety— 7 questions

- Safety of residents, CNAs, organization safety issues, and safety of organization personnel in general.

SUBJECT AREAS

SUBJECT AREA	NUMBER OF QUESTIONS
Aging Process	5
Basic Nursing Skills, Data Collection, and Personal Care	24
Basic Rights	6
Communication and Interpersonal Skills	6
Infection Control	7
Mental Health and Illness	7
Physical Health and Illness	10
Role and Responsibility	8
Safety	7

KNOWLEDGE EXAM INFORMATION

You will have **ninety (90) minutes to complete the 80-question exam**. The multiple-choice questions will be presented to you, one at a time, on the computer screen to select answers A, B, C, or D. You can navigate through the exam questions with the previous and next buttons. You will be able to see your time at the top of your screen when you are logged in to the exam. You may not ask the Test Proctor questions about the content of the knowledge exam (such as “What does this question mean?”).

You must have a score of **75%** or better to pass the knowledge portion of the exam.

NOTE: You will need your TMU© Username or Email and Password to sign in to your knowledge exam in your TMU© account. Please see the information under **Complete your TMU© Account**.

→ The Knowledge Test Proctor will provide you with a code at the test event to start your test.

Your exam will be displayed on a computer screen for you to read and key/tap or click on your answers.

Translation dictionaries and language translators of any kind **are not allowed**. Scratch paper and a basic calculator are allowed.

THE AUDIO VERSION OF THE KNOWLEDGE EXAM

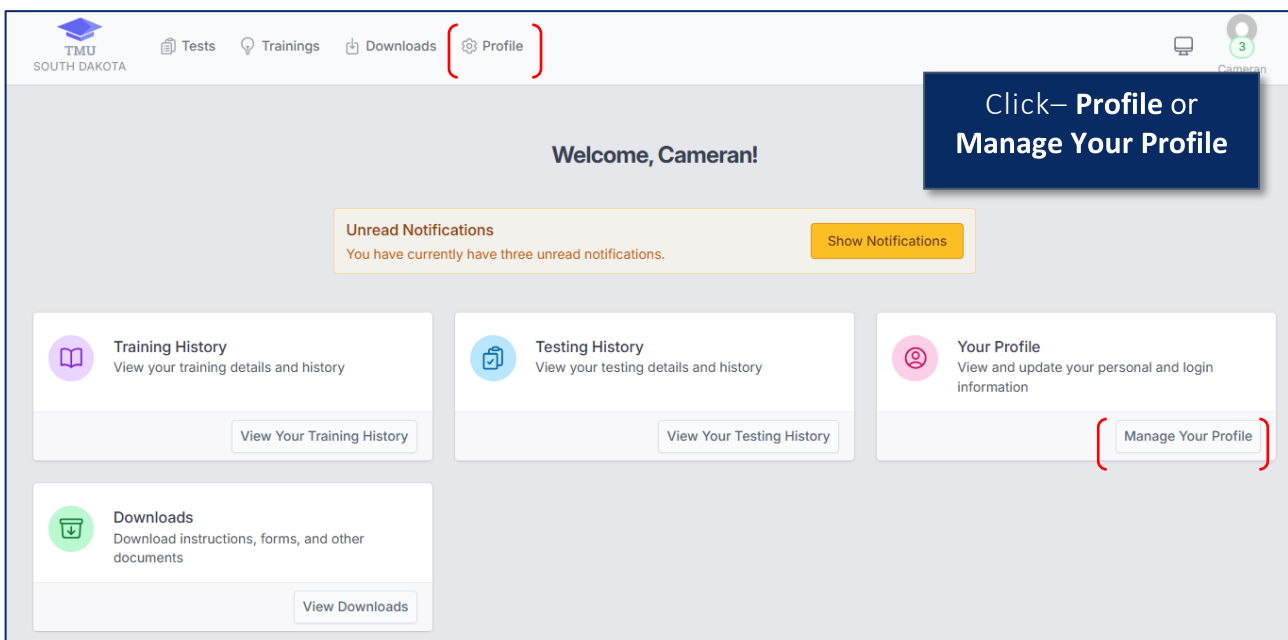
An audio (oral) version of the knowledge exam is available. However, you must select an Audio version before you submit your testing fee payment. There is no additional charge for an audio version of the knowledge exam.

The questions are read neutrally to you and can be heard through wired earbuds or headphones plugged into the computer. You will need to provide your own wired earbuds or headphones and present them to the remote Proctor to check in for your remotely proctored exam. **Bluetooth-connected devices are not allowed**.

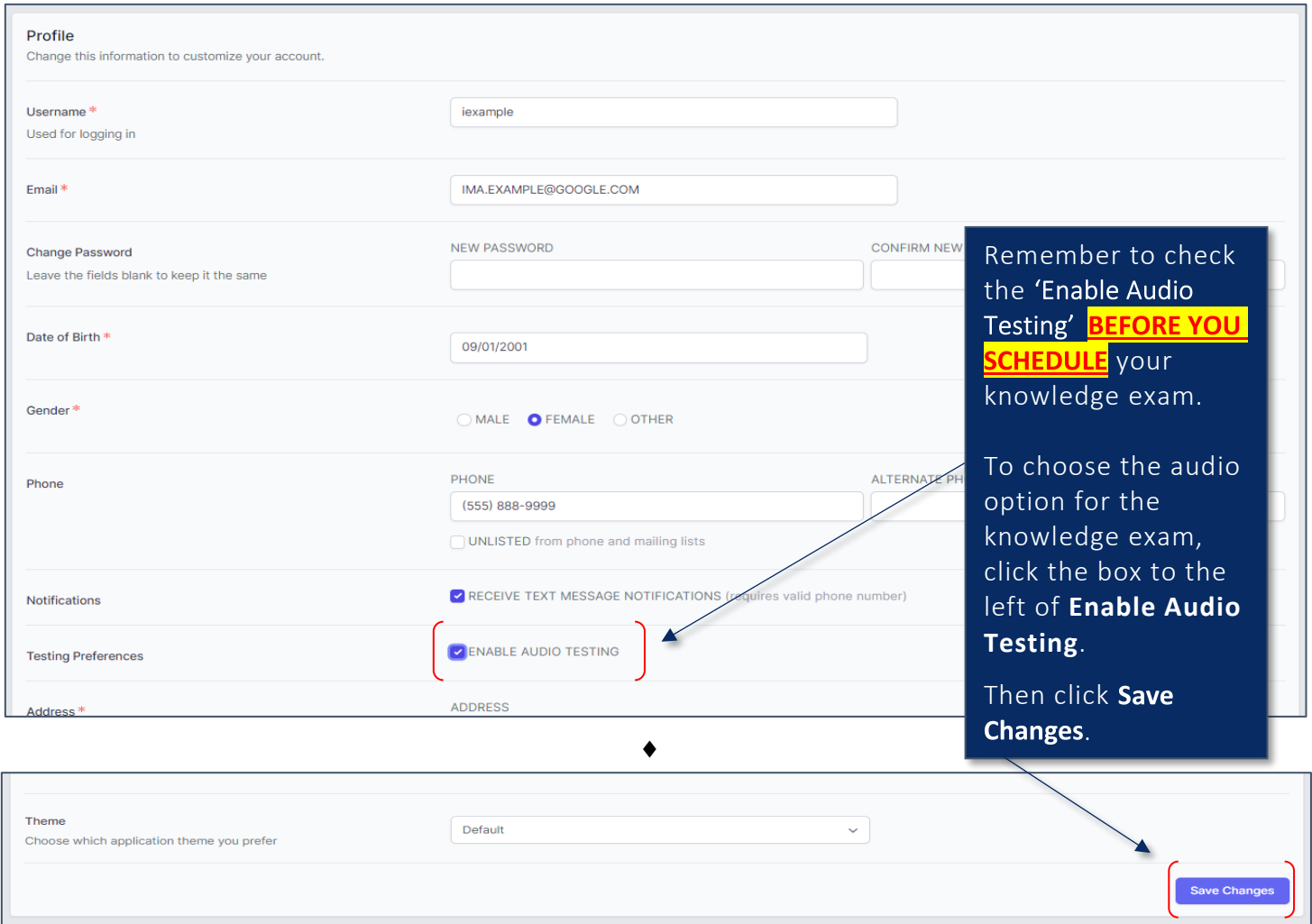
When taking an Audio version of the Knowledge exam, the audio control buttons appear on the computer screen, allowing you to play, rewind, or pause questions as needed.

SELECT AN AUDIO VERSION OF THE KNOWLEDGE EXAM

To select the audio version of the knowledge exam, see the instructions that follow.



Check the 'Enable Audio Testing' to receive an Audio version of the Knowledge Exam:



Profile
Change this information to customize your account.

Username *
Used for logging in:

Email *

Change Password
Leave the fields blank to keep it the same
NEW PASSWORD: CONFIRM NEW:

Date of Birth *

Gender *
 MALE FEMALE OTHER

Phone
PHONE: ALTERNATE PH:
 UNLISTED from phone and mailing lists

Notifications
 RECEIVE TEXT MESSAGE NOTIFICATIONS (requires valid phone number)

Testing Preferences
 ENABLE AUDIO TESTING

Address *
ADDRESS:

Theme
Choose which application theme you prefer:

KNOWLEDGE EXAM VOCABULARY LIST

The vocabulary words listed below are essential for studying for the knowledge exam questions. Additionally, these words will be included in your detailed test results feedback for any questions you answer incorrectly. See the **Test Results Example** in this handbook's **Access your Test Results in your TMU® Account** section.

abandonment	adaptive devices	Alzheimer's
abdominal thrust / Heimlich maneuver	adduction	ambulation
abduction pillow	ADLs	amputees
abnormal vital signs	admitting resident	anatomy
abuse	advanced directive	anemia
acceptance	affected side	anger
accidents	aging process	angina pectoris
accountable	agitation	anti-embolic / elastic stockings
activities	AIDS	antibacterial
	alarms	

anxiety
aphasia
apical
apnea
applying gloves
appropriate response
arteries
arthritis
aspiration
assistive device
atrophy
authorized duty
axillary temperature
bacteria
bargaining
basic needs
bath water temperature
bathing
bed bath
bed cradle
bed height
bed making
bed position
bedpan
bedrails
bedrest
behavior
behavioral care plan
beliefs
biohazard
bipolar disorder
bladder training
blindness
blood-borne pathogen
blood pressure (BP)
body alignment
body fluids
body mechanics

body systems
body temperature
bowel program
bradycardia
breathing
broken equipment
burnout
burns
C-difficile
call light
cancer
cane
carbohydrates
cardiac arrest
cardiovascular system
care impaired
care plan
cast
cataracts
catastrophic reactions
catheter care
cc _s in an ounce
central nervous system
cerebral vascular accident (CVA)
certification
chain of command
charge nurse
charting
chemical restraint
chemical safety
choking
chromosome
chronic
circulation
clarification
cleaning spills
clear liquid diet

clergy
cold application
cold compress
cold pack
colostomy bag
colostomy care
coma
combative resident
comfort care
communicable
communication
compensation
competency evaluation program
conduct
confidentiality
conflict resolution
confused resident
congestive heart failure (CHF)
constipation
constrict
contamination
continuity
contracture
converting measures
COPD
Coronary Artery Disease
cueing
cultural
cystitis
data collection
de-escalation
death and dying
decubitus ulcer
dehydration
delegation
dementia

denial
dentures
depression
development
developmental disability
diabetes
dialysis
diastolic
diet
difficulty swallowing
digestion
dilate
disability
discharges and transfers
disease process
disinfection
disoriented
disposing of contaminated materials
dizziness
DNR
documentation
domestic abuse
dressings
droplets
drowsy
drug tolerance
dry skin
dysphagia
dyspnea
edema
elderly
elevate head
elimination
emergency
emesis
emotional abuse
emotional stress

emotional support
empathy
emphysema
end of life care
enema
epilepsy
ethics
etiquette
evacuation
exercise
extremity
eye
eye glasses
falls
fasting
fecal impaction
feces
feeding
financial abuse
fire safety
first aid
flexed
fluid
fluid in lungs
Foley catheter
foot board
foot care
foot drop
Fowler's
fractures
fraud
frayed cord
free from disease
frequent urination
gait belt
gastric feedings
gastrostomy tube
geriatrics

germ transmission
gerontology
gestures
gifts
gloves
grand mal seizure
grieving process
guardian
hair care
hallucination
hand care
hand washing
hazardous substance
health-care team
hearing aid
hearing impaired
hearing loss
heart
heat application
height
hepatitis A
hepatitis B
hip fracture
HIPAA
HIV
hoarding
holistic care
hormones
hospice
hydration
hyperventilation
immune system
impairment
in-service programs
incident report
incontinence
indwelling catheter
infection

informed consent
initial observations
insomnia
inspiration
intake and output (I&O)
integumentary system
inter-generational care
interpersonal skills
intoxicated resident
invasion of privacy
isolation
IV care
jaundice
kidney failure
legal ethics
liability
life skill
life support
lift/draw sheet
lifting
linen
liquid diet
listening
living will
log roll
loose teeth
low sodium diet
making an occupied bed
mandatory reporting of allegations
Maslow
masturbation
material safety data sheets
MDS
measuring height
mechanical lift
mechanical soft diet

medications
memory loss
mental health
mentally impaired
metastasis
microorganism
military time
minerals
misappropriation of property
mistreatment
mobility
mouth care
moving
MRSA
MSDS
Multiple Sclerosis
muscle spasms
musculoskeletal
nail care
needles
needs
negligence
nonverbal communication
nosocomial
NPO
nurse's station
nursing assistant duties
nursing assistant's role
nutrition
objective
OBRA
obsessive compulsive
official records
ombudsman
open-ended questions
oral care

oral temperature
orientation
osteoporosis
ostomy bag
oxygen
pacemaker
pain
palliative care
panic attack
paralysis
paranoia
Parkinson's
partial assistance
partial bath
passive
pathogens
patience
perineal care
personal care
personal items
personal protective equipment (PPE)
personal values
pet therapy
phantom pain
physical abuse
physical change
physical needs
physiology
pill-rolling
pillaging
plaque
plate rim
plegia
policy book
positioning
post-mortem care
post-surgical care

pressure ulcer
preventing falls
preventing injury
privacy
progressive
prone
prosthesis
psychological needs
pulmonary disease
pulse
PVD
quadrant
quality of life
radial
ramps
range of motion
rationalization
reality orientation
rectal
refusal
registry
regulation
rehabilitation
religious service
reminiscing
renewal of certification
reporting
repositioning
resident abuse
resident identification
resident independence
resident's belongings
Resident's Bill of Rights
resident's chart
resident's environment
resident's families
resident's pictures
resident's rights

residents
respectful treatment
respiration
respiratory
responding to resident's behavior
responsibility
restorative care
restraints
resume
safety
sanitizer
scale
scope of practice
scope of responsibility
seclusion
security
seizure
self-esteem
semi-Fowlers
sensory system
sexual harassment
sexual needs
sharps container
shaving
shearing of skin
showering
side rails
skin
skin integrity
slander
smoking
social needs
social worker
soiled linen
specimens
spills
spinal cord injuries

spiritual needs
sputum
stages of death
stages of grief
stages of pressure ulcer
standard precautions
stealing
stereotypes
stethoscope
stool specimen
stress
stroke
strong side
subjective
substance abuse
suicide
sundowning
supine
supplemental feedings
survey
swelling
systolic
tachycardia
task
telephone etiquette
temperature
terminal
terminology
threatening resident
tips
toenails
trachea
transfers
transport bag
transporting
transporting food
treating residents with respect

tub bath
tube feeding
twice daily
tympanic
unaffected
unconscious
unethical behavior
unsteady
urinal
urinary catheter bag
urinary output

urinary system
urine
UTI
violent behavior
vision change
vital signs
vitamins
vocabulary
vomitus
walker
wandering resident

warm application
water faucets
water intake
water temperature
weakness
weighing
wheelchair safety
white blood cells
withdrawn resident
workplace violence

